
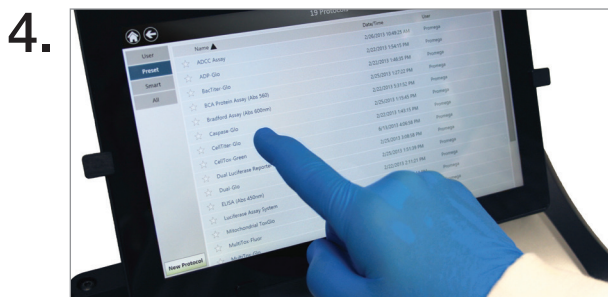





## GloMax<sup>®</sup> Discover System Quick Start Guide




## GloMax® Discover System Cleaning Guide




1. Push the door open button.



2. Clean the Microplate Sample Tray and Aperture using a Kimwipes® tissue dampened with 70% ethanol. Do not use solvents or abrasive cleaners.



3. Use a cloth dampened with deionized water to periodically wipe clean the exterior of the instrument.



4. To clean the Tablet PC, turn OFF the power. Use a Kimwipes® tissue dampened with 70% ethanol to gently and cautiously clean the touch screen.